

AIT QR codes



Asian Institute of Technology is one of the first Institutes of higher learning to launch its Quick Response (QR) codes.

What are QR codes :

QR code is a machine readable two dimensional matrix printed in black and white, which when scanned can take you to the website or email or text message which is embedded in the code.

Who can use them ?

Anyone owning a smartphone or a tablet

What can be read by QR?

Open a website

Add a vCard contact

Compose an email

Read a text message

Read a SMS

How to use QR codes?

To use a QR code:

Simply scan the code with your device (mobile or tablet). It will immediately take you to the website or email or text which is embedded in the QR code.

Hence the QR code for the AIT website will take you to the AIT homepage.

QR code can also take you to email id

QR apps

You would need to install a QR app

Apps are available for

iPhone

Android

Blackberry

iPad

Most QR apps are free of charge

Benefits of QR

Publications: You can print QR code of your own website, domain, homepage or email, or text message in any publications.

For instance the Annual Report of AIT can have its own QR code. As soon as this code is scanned, it takes you to the page from where the Annual Report can be downloaded.

Exhibitions:

It can be used in public exhibitions and fairs, particularly for admissions



QR codes for AIT



QR codes



AIT Facebook 



AIT YouTube 



AIT Issuu 




AIT Twitter 


QR codes




SET



SERD




SOM



MCU



AIT Consulting



AIT Extension



AIT Admissions



AIT Admissions email

List of Mobile software for iPhone/Android/BB is available here

<http://goo.gl/ejOEG>

More details about QR codes are available at this link

<http://net.educause.edu/ir/library/pdf/ELI7046.pdf>

Some FAQs about QRs

<http://www.qrstuff.com/faqs.html>